

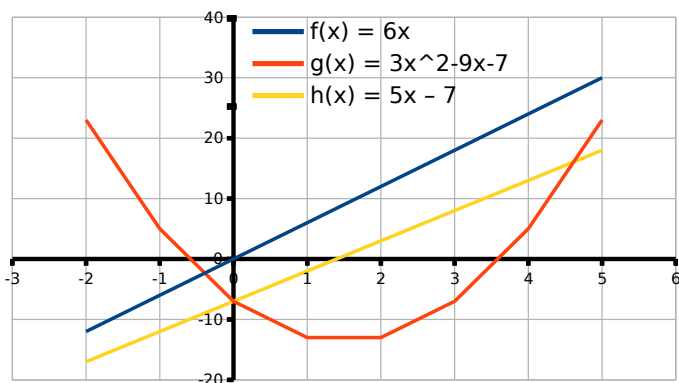
Expression des fonctions

$$f(x) = 6x \quad g(x) = 3x^2 - 9x - 7 \quad h(x) = 5x - 7$$

Tableau de valeurs

x	f(x) = 6x	g(x) = 3x ² -9x-7	h(x) = 5x - 7
-2	-12	23	-17
-1	-6	5	-12
0	0	-7	-7
1	6	-13	-2
2	12	-13	3
3	18	-7	8
4	24	5	13
5	30	23	18

Représentation graphique



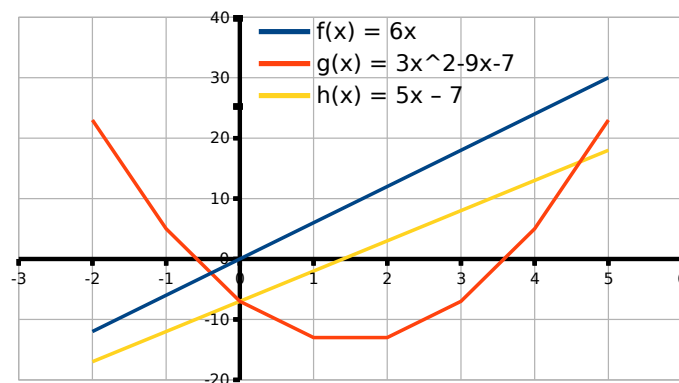
Expression des fonctions

$$f(x) = 6x \quad g(x) = 3x^2 - 9x - 7 \quad h(x) = 5x - 7$$

Tableau de valeurs

x	f(x) = 6x	g(x) = 3x ² -9x-7	h(x) = 5x - 7
-2	-12	23	-17
-1	-6	5	-12
0	0	-7	-7
1	6	-13	-2
2	12	-13	3
3	18	-7	8
4	24	5	13
5	30	23	18

Représentation graphique



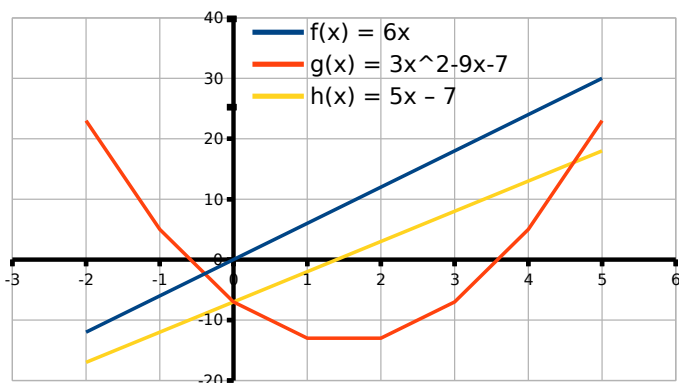
Expression des fonctions

$$f(x) = 6x \quad g(x) = 3x^2 - 9x - 7 \quad h(x) = 5x - 7$$

Tableau de valeurs

x	f(x) = 6x	g(x) = 3x ² -9x-7	h(x) = 5x - 7
-2	-12	23	-17
-1	-6	5	-12
0	0	-7	-7
1	6	-13	-2
2	12	-13	3
3	18	-7	8
4	24	5	13
5	30	23	18

Représentation graphique



Expression des fonctions

$$f(x) = 6x \quad g(x) = 3x^2 - 9x - 7 \quad h(x) = 5x - 7$$

Tableau de valeurs

x	f(x) = 6x	g(x) = 3x ² -9x-7	h(x) = 5x - 7
-2	-12	23	-17
-1	-6	5	-12
0	0	-7	-7
1	6	-13	-2
2	12	-13	3
3	18	-7	8
4	24	5	13
5	30	23	18

Représentation graphique

